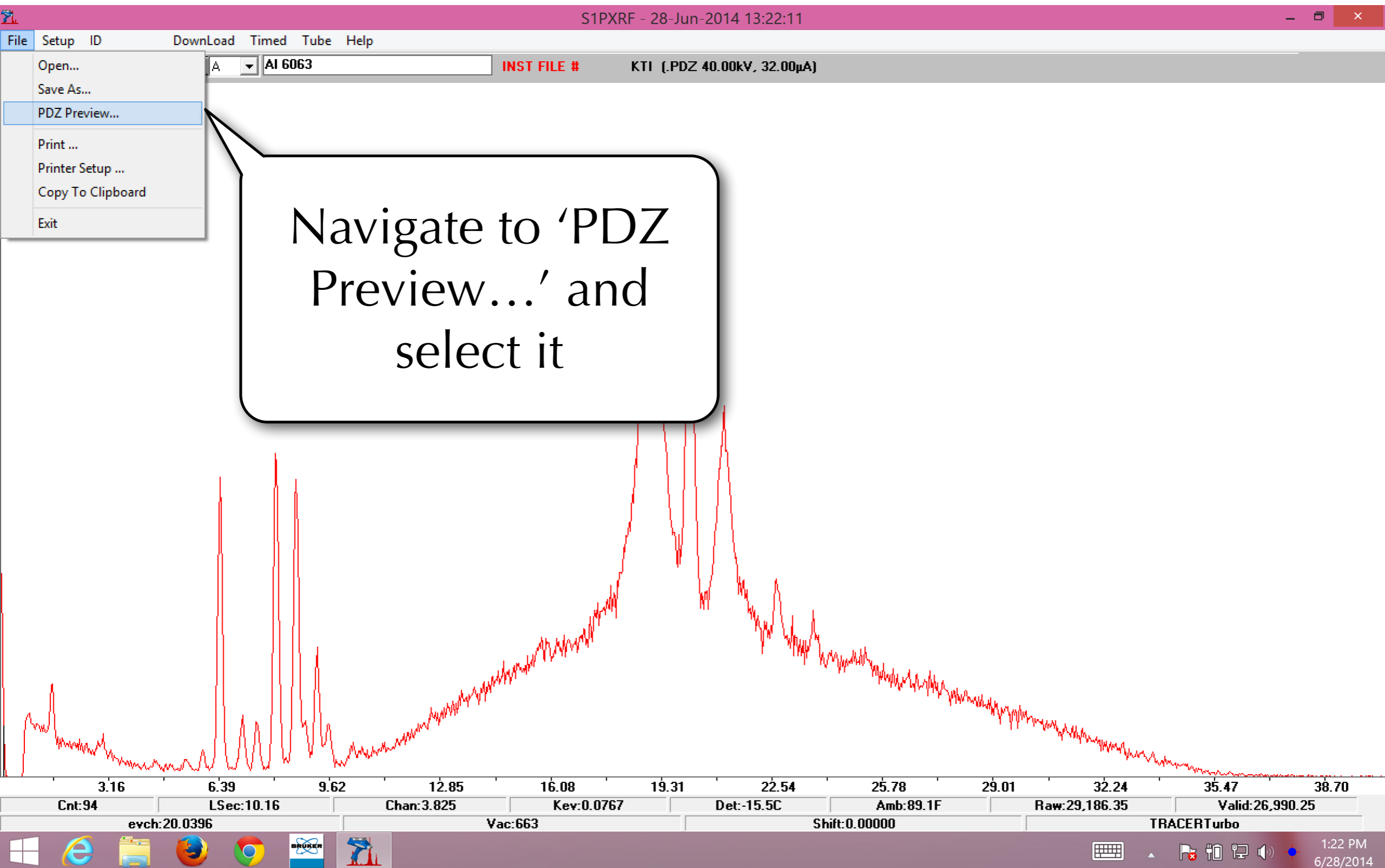


# Splitting Spectra



This presentation is designed to provide a step-by-step followthrough. If you have any questions, do not hesitate to contact us.

# Splitting Spectra



# Splitting Spectra

S1PXRF - 28-Jun-2014 13:26:24

File Setup ID Download Timed Tube Help

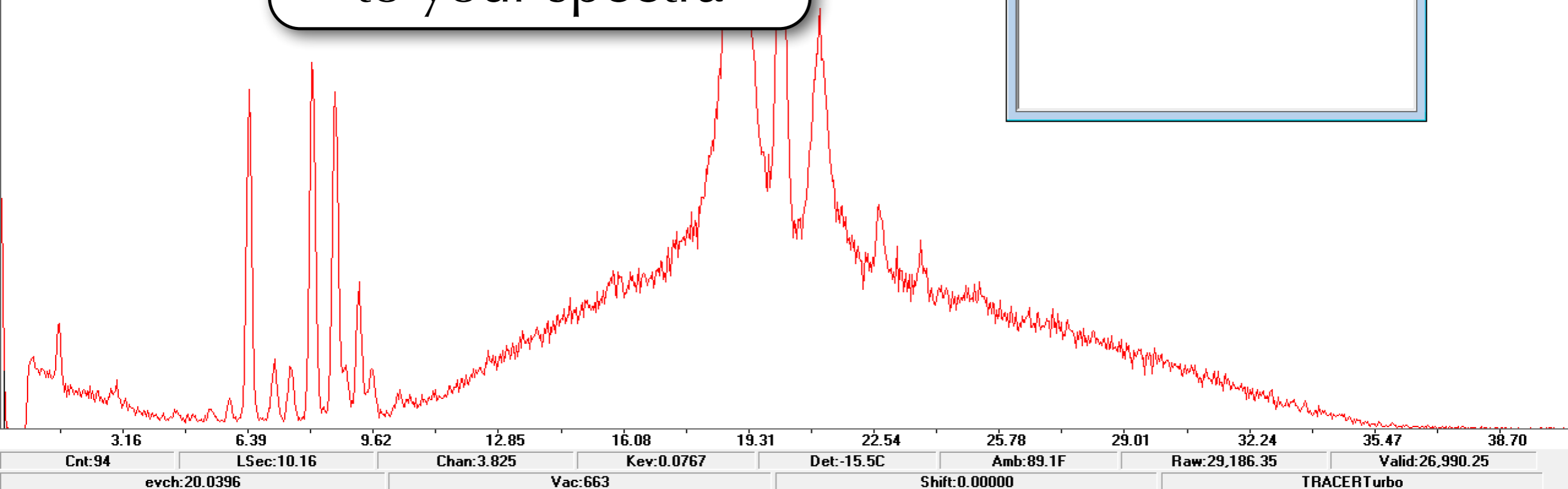
Clear [Icons] A AI 6063 INST FILE # KTI (.PDZ 40.00kV, 32.00μA)

Click on 'Path' -  
this will open a  
window to navigate  
to your spectra

PDZ Preview

Path OK

Name ▲	Date
CS 1144	06/27/2014 1...
CPI 10	06/27/2014 1...
CP Iron	06/27/2014 1...
CDA 510	06/27/2014 1...
AI 6063	06/27/2014 1...
304 Stainless	06/27/2014 1...



# Splitting Spectra

Read File

Desktop

Organize New folder

Search Desktop

Favorites

- Desktop
- Downloads
- Dropbox (Mac)
- iCloud (Mac)
- iCloud Photos
- Recent places

SkyDrive

This PC

- Desktop
- Documents
- Downloads
- Music
- Pictures
- Videos
- BOOTCAMP (C:)
- Local Disk (D:)

Network

- JEFFERSON
- psf
- THALESIAN

SkyDrive

- Lee Drake
- Parallels Shared Folders Shortcut 1.35 KB
- VMware Shared Folders Shortcut 1.35 KB
- Example Spectra
- Koc
- Newsom Meteors
- Olives
- T3S2376
- lead coffee cup.pdz PDZ File 8.34 KB
- Radioactive Sample Active.pdz PDZ File 8.34 KB
- Radioactive Sample Passive'.pdz PDZ File 8.34 KB

Network

- Assorted Things
- Josh
- Masami-San
- Obsidian K0741K076
- Shika yellow filter
- Turkey
- Lee - Shortcut Shortcut 1.63 KB

This PC

- Uxbenka Soils
- Pachuca Obsidian June 9, 2014.pdz PDZ File 8.34 KB
- Dropbox - Shortcut Shortcut 695 bytes
- Radioactive Sample Active.pdz PDZ File 8.34 KB

Network

- Stad Strandvagen
- n T3V+0762

Libraries

- Artax Session

File name:

PDZ data (\*.pdz)

Open Cancel

1:29 PM 6/28/2014

# Splitting Spectra

The screenshot shows a Windows File Explorer window titled "Read File" with the address bar set to "Example Spectra". The left sidebar shows the "Favorites" section with "Desktop" selected. The main pane displays a table of files:

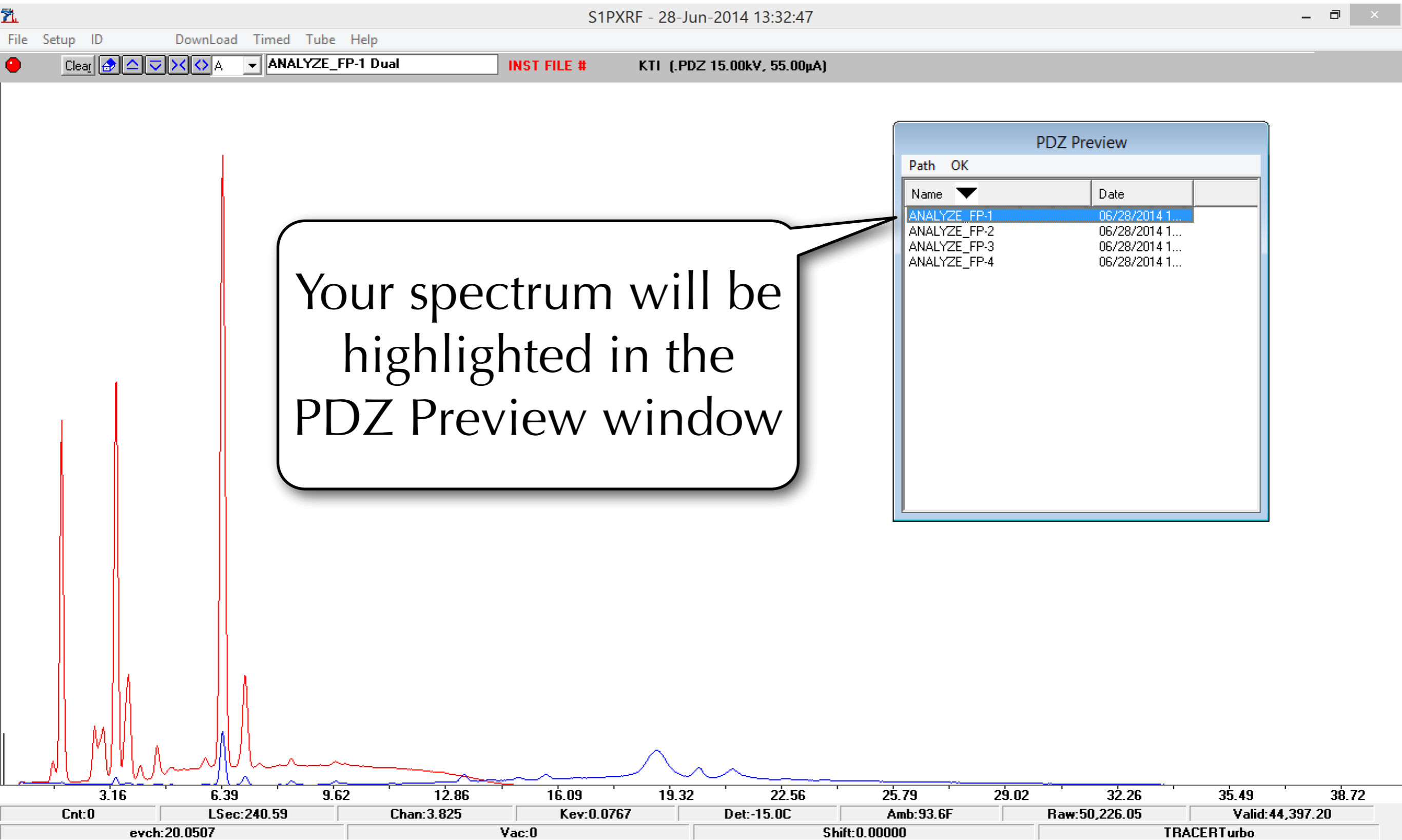
Name	Date modified	Type	Size
ANALYZE_FP-1.pdz	6/28/2014 1:25 PM	PDZ File	19 KB
ANALYZE_FP-2.pdz	6/28/2014 1:25 PM	PDZ File	19 KB
ANALYZE_FP-3.pdz	6/28/2014 1:25 PM	PDZ File	19 KB
ANALYZE_FP-4.pdz	6/28/2014 1:25 PM	PDZ File	19 KB

At the bottom of the window, the "File name" field contains "ANALYZE\_FP-1.pdz" and the file type is set to "PDZ data (\*.pdz)". The "Open" button is highlighted. Two callout boxes provide instructions: "Select a spectrum file" points to the first file in the list, and "Then click 'Open'" points to the "Open" button.

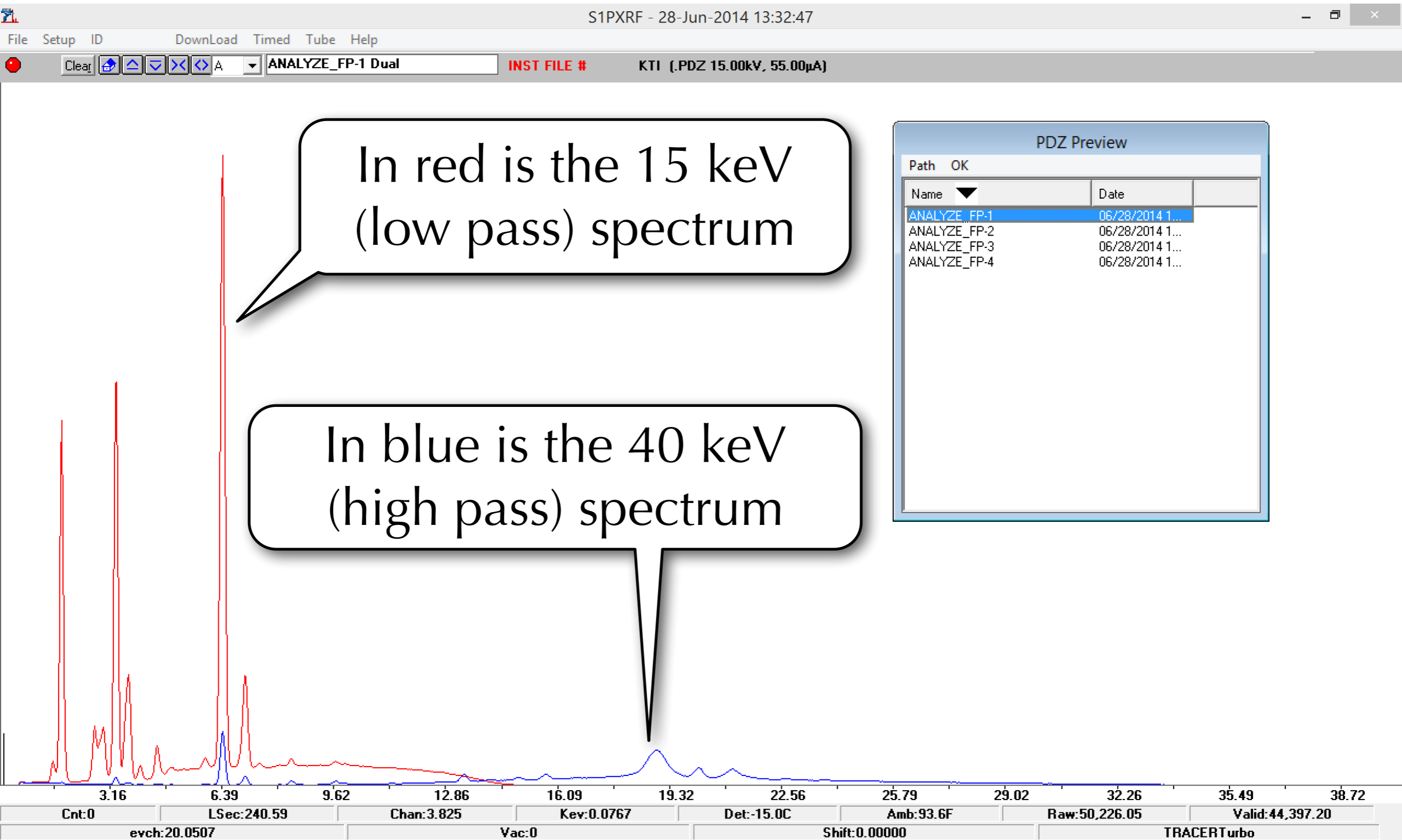
Select a spectrum file

Then click 'Open'

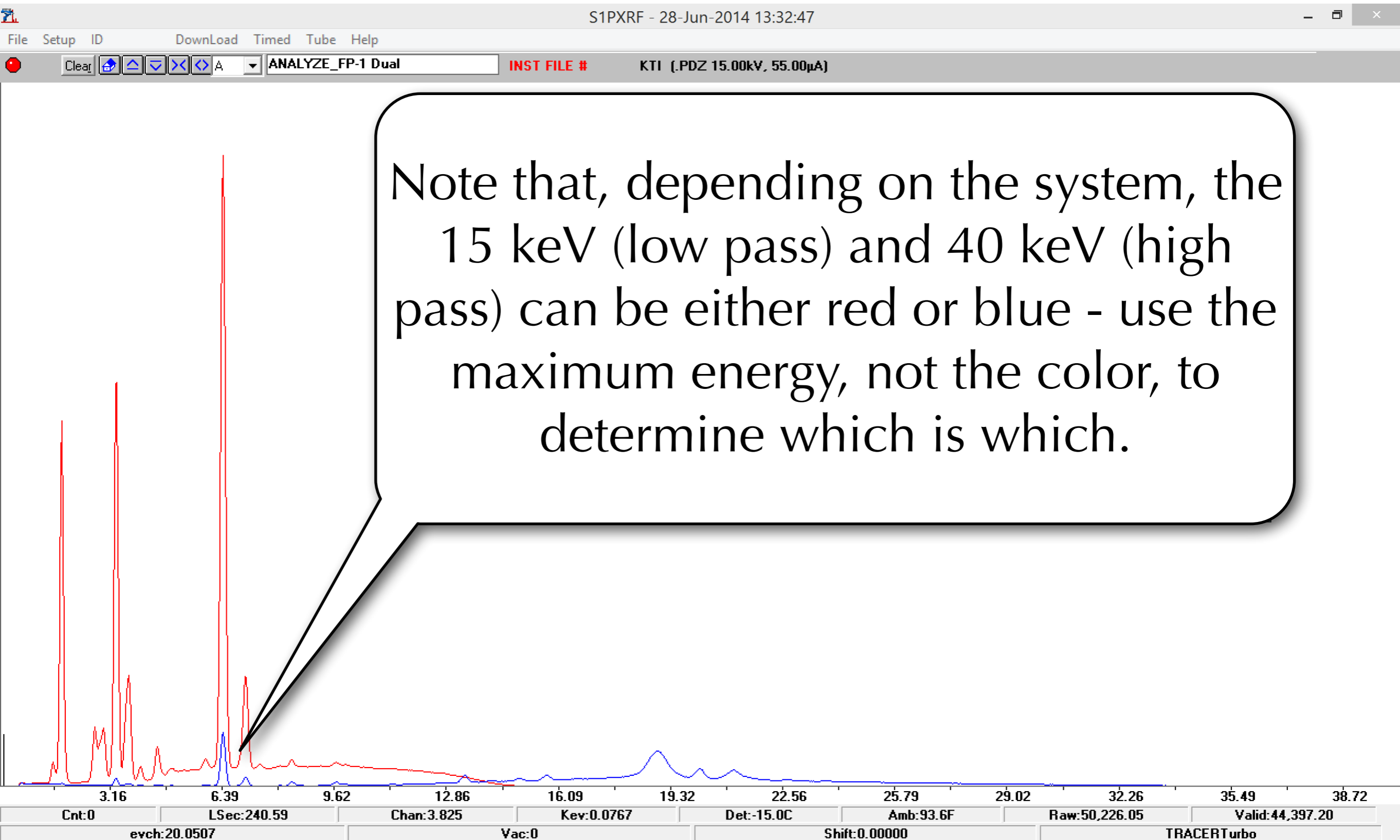
# Splitting Spectra



# Splitting Spectra

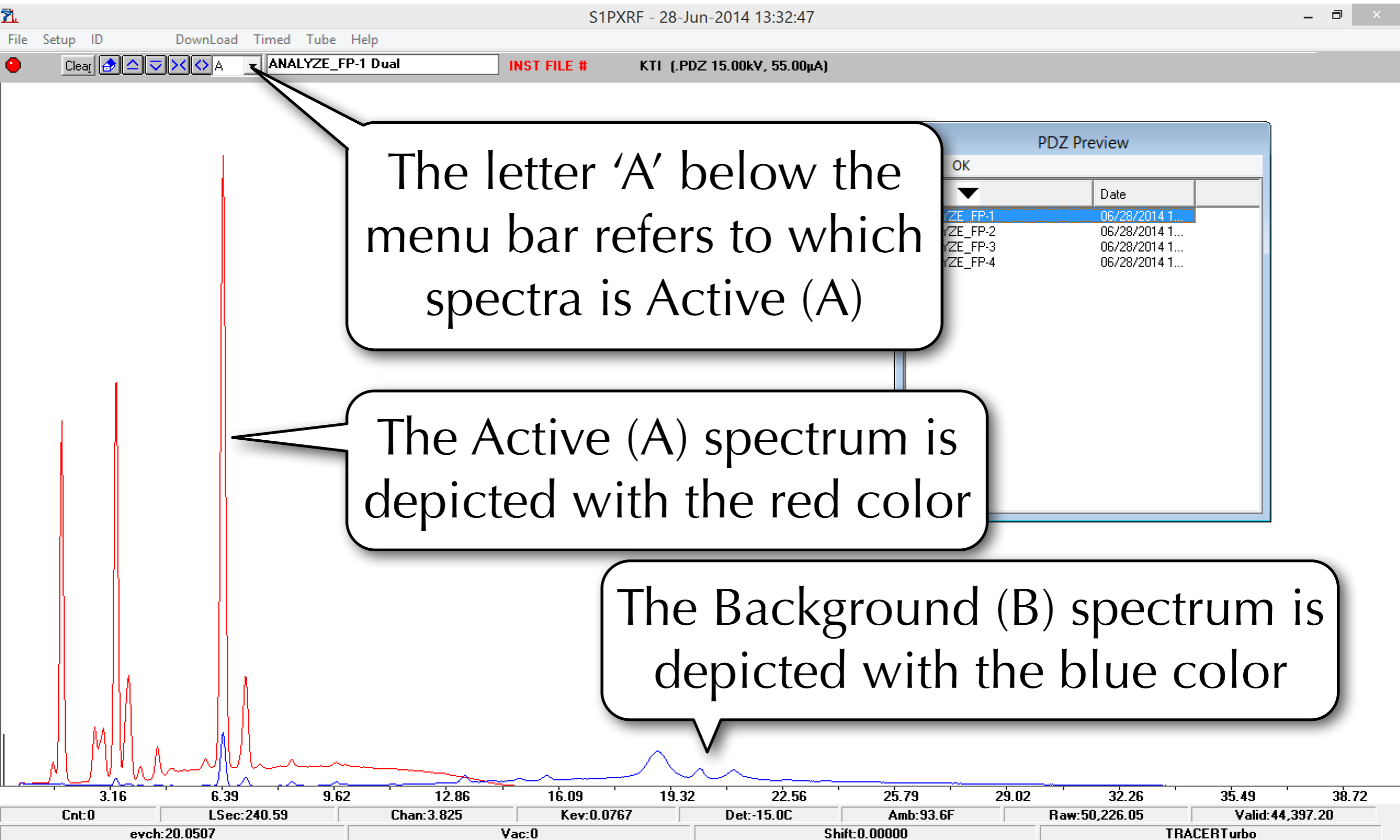


# Splitting Spectra





# Splitting Spectra



# Splitting Spectra

S1PXRF - 28-Jun-2014 13:37:13

File Setup ID Download Timed Tube Help

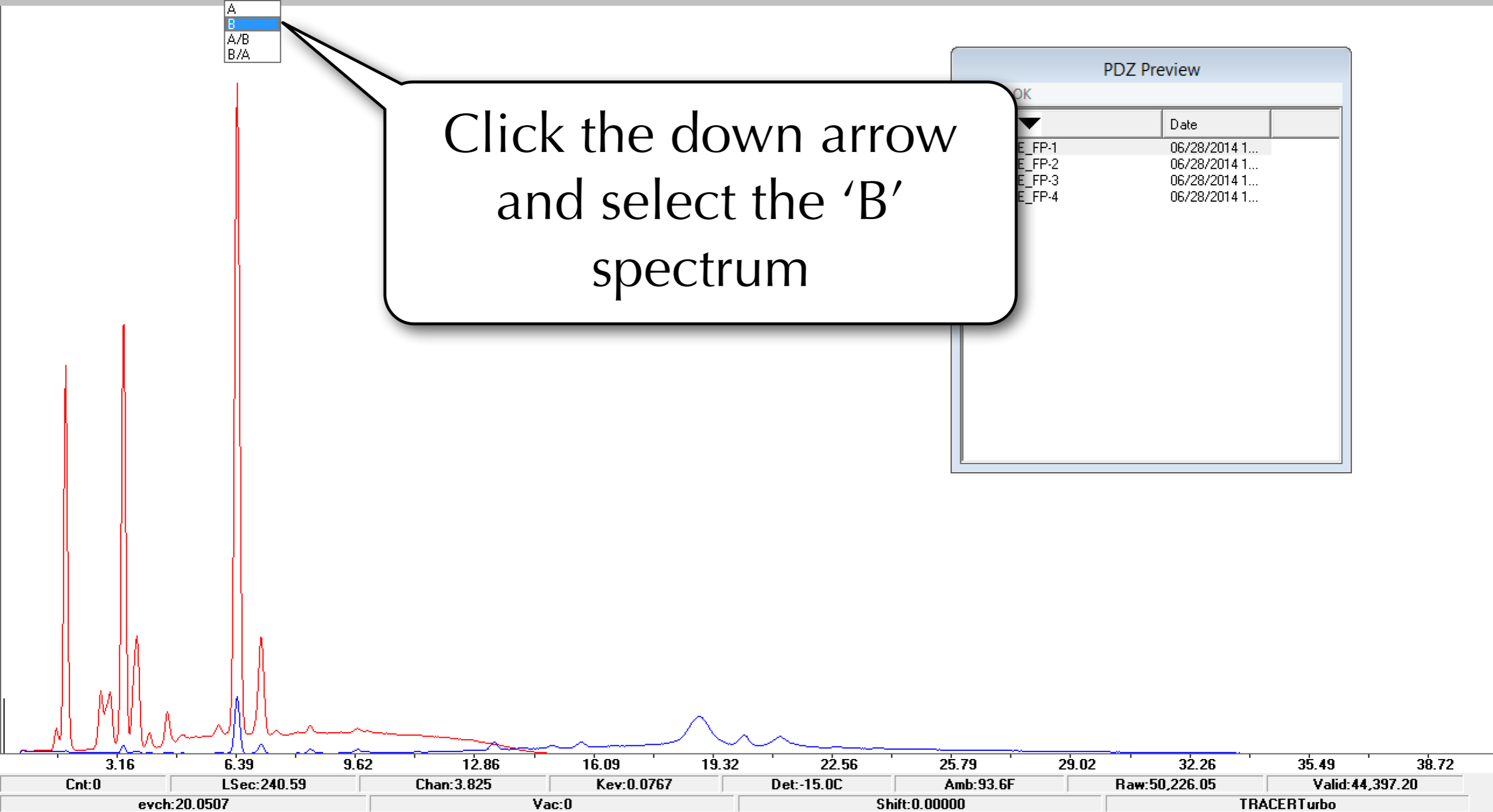
Clear [Icons] ANALYZE\_FP-1 Dual INST FILE # KTI (.PDZ 15.00kV, 55.00μA)

- A
- B
- A/B
- B/A

Click the down arrow and select the 'B' spectrum

PDZ Preview

	Date
E_FP-1	06/28/2014 1...
E_FP-2	06/28/2014 1...
E_FP-3	06/28/2014 1...
E_FP-4	06/28/2014 1...



# Splitting Spectra

S1PXRF - 28-Jun-2014 13:53:01

File Setup ID Download Timed Tube Help

Clear [Icons] B

Dual

INST FILE #

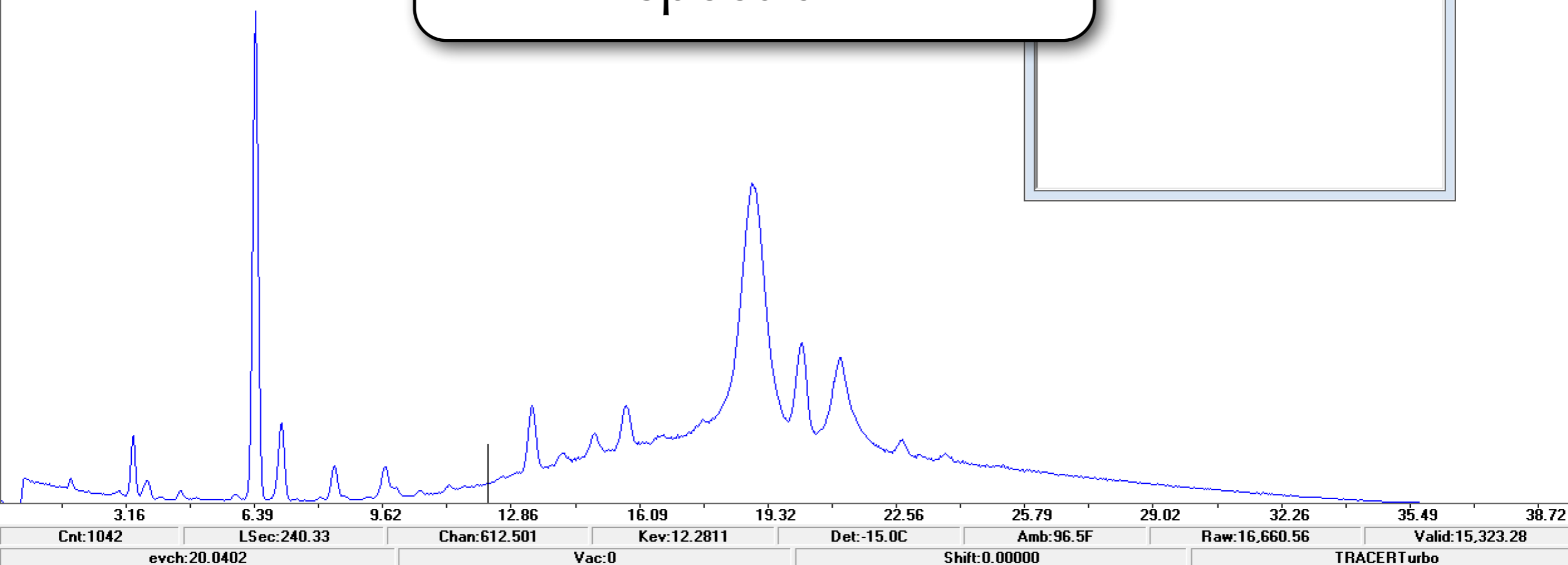
KTI (.PDZ 40.00kV, 7.20μA)

Click the down arrow  
and select the 'B'  
spectrum

PDZ Preview

OK

	Date
E_FP-1	06/28/2014 1...
E_FP-2	06/28/2014 1...
E_FP-3	06/28/2014 1...
E_FP-4	06/28/2014 1...



# Splitting Spectra

S1PXRF - 28-Jun-2014 13:59:18

File Setup ID Download Timed Tube Help

B Dual INST FILE # KTI (.PDZ 40.00kV, 7.20µA)

Open... Save As... PDZ Preview... Print ... Printer Setup ... Copy To Clipboard Exit

PDZ Preview

	Date
E_FP-1	06/28/2014 1...
E_FP-2	06/28/2014 1...
E_FP-3	06/28/2014 1...
E_FP-4	06/28/2014 1...

With only this spectrum, select 'Save As...' in the File Menu

3.16 6.39 9.62 12.86 16.09 19.32 22.56 25.79 29.02 32.26 35.49 38.72

Cnt:1042 LSec:240.33 Chan:612.501 Key:12.2811 Det:-15.0C Amb:96.5F Raw:16,660.56 Valid:15,323.28

evch:20.0402 Vac:0 Shift:0.00000 TRACERTurbo

1:59 PM 6/28/2014

# Splitting Spectra

Save File

Example Spectra

Organize New folder

Name	Date modified	Type	Size
ANALYZE_FP-1.pdz	6/28/2014 1:25 PM	PDZ File	19 KB
ANALYZE_FP-2.pdz	6/28/2014 1:25 PM	PDZ File	19 KB
ANALYZE_FP-3.pdz	6/28/2014 1:25 PM	PDZ File	19 KB
ANALYZE_FP-4.pdz	6/28/2014 1:25 PM	PDZ File	19 KB

File name: Example 1 40 keV High Pass

Save as type: PDZ data (\*.pdz)

Save Cancel

Give it a name you will recognize

# Splitting Spectra

S1PXRF - 28-Jun-2014 14:02:00

File Setup ID Download Timed Tube Help

Clear [Icons] B

Example 1 40 keV High Pass

INST FILE #

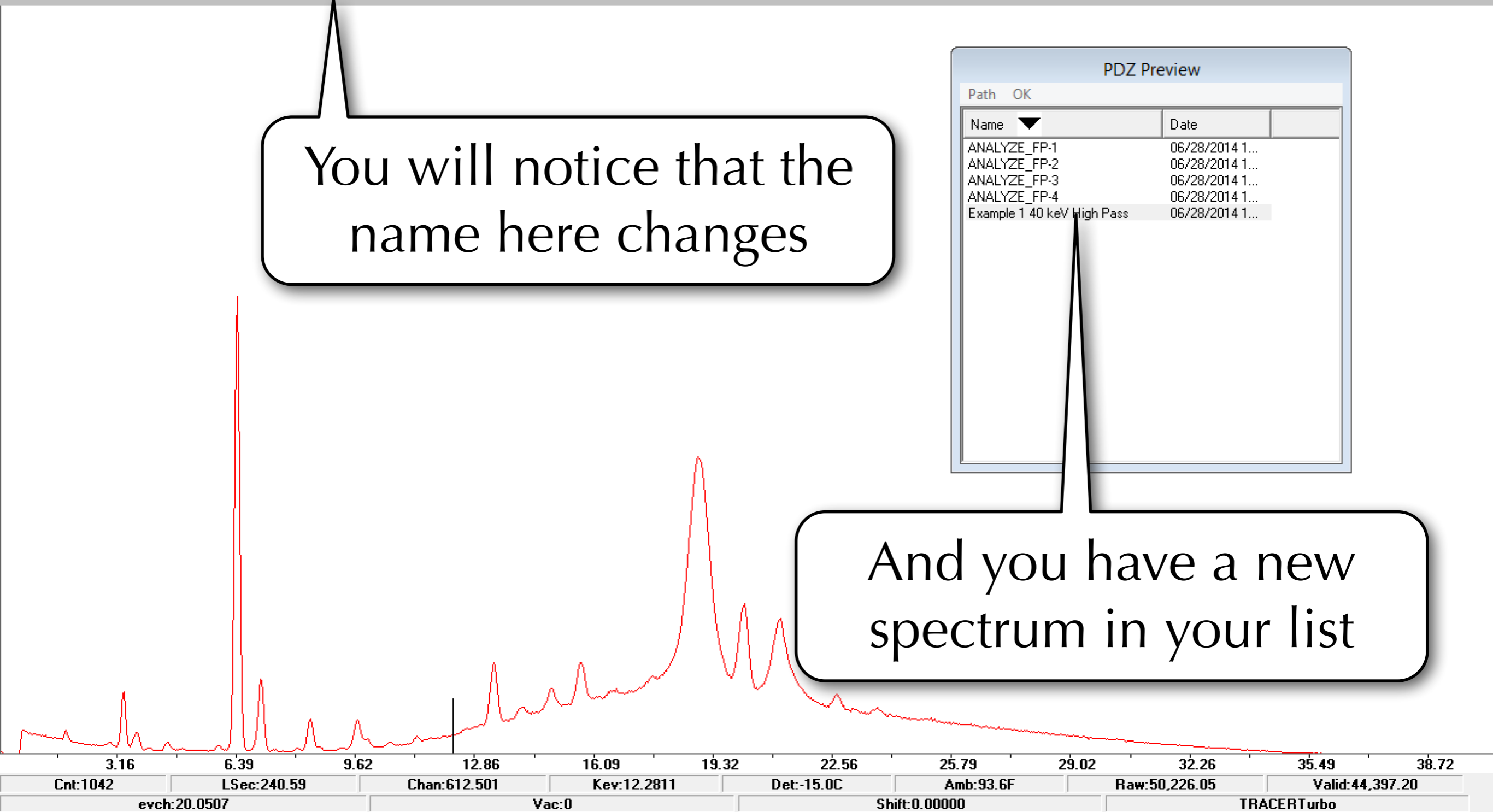
KTI (.PDZ 15.00kV, 55.00μA)

You will notice that the name here changes

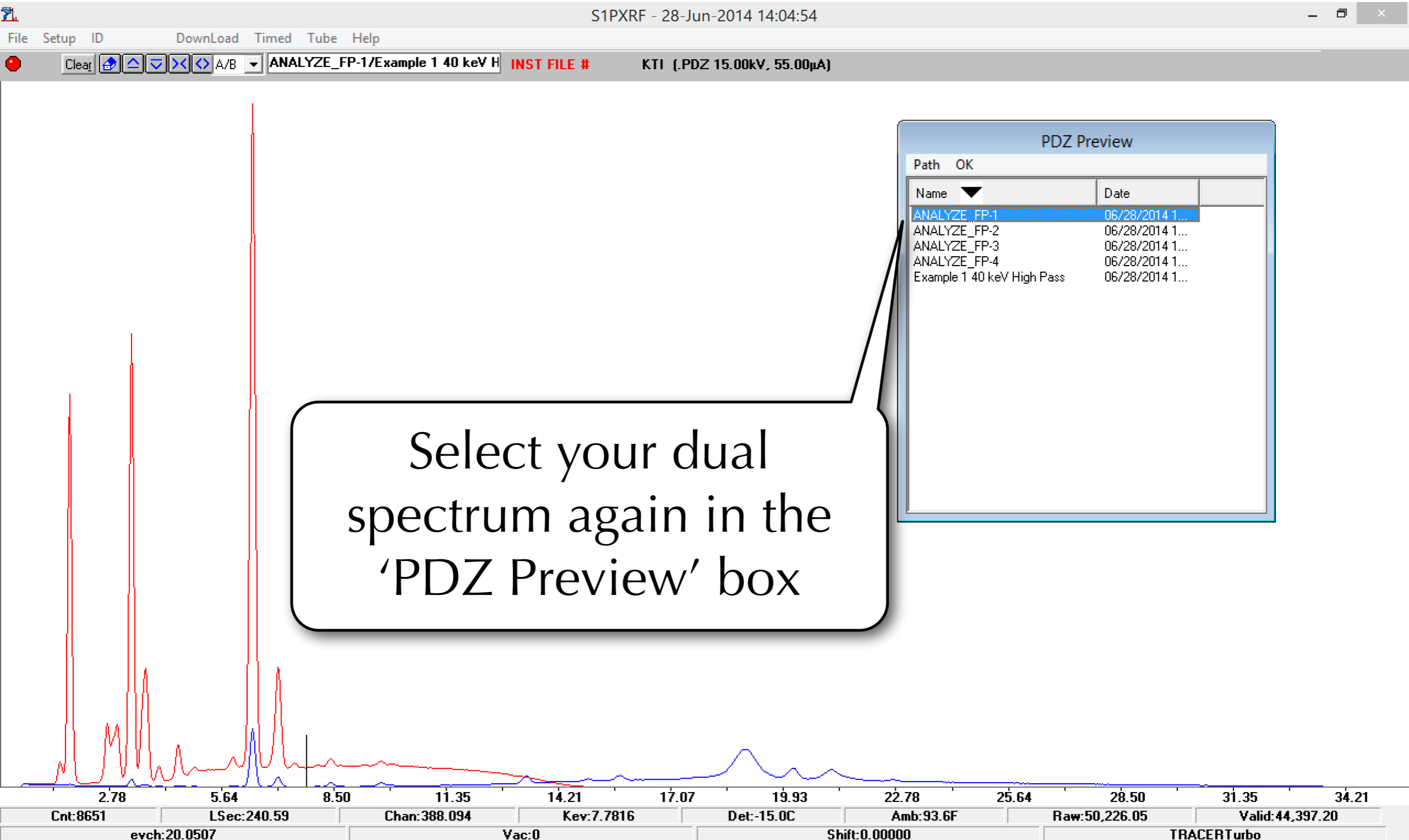
PDZ Preview

Name	Date
ANALYZE_FP-1	06/28/2014 1...
ANALYZE_FP-2	06/28/2014 1...
ANALYZE_FP-3	06/28/2014 1...
ANALYZE_FP-4	06/28/2014 1...
Example 1 40 keV High Pass	06/28/2014 1...

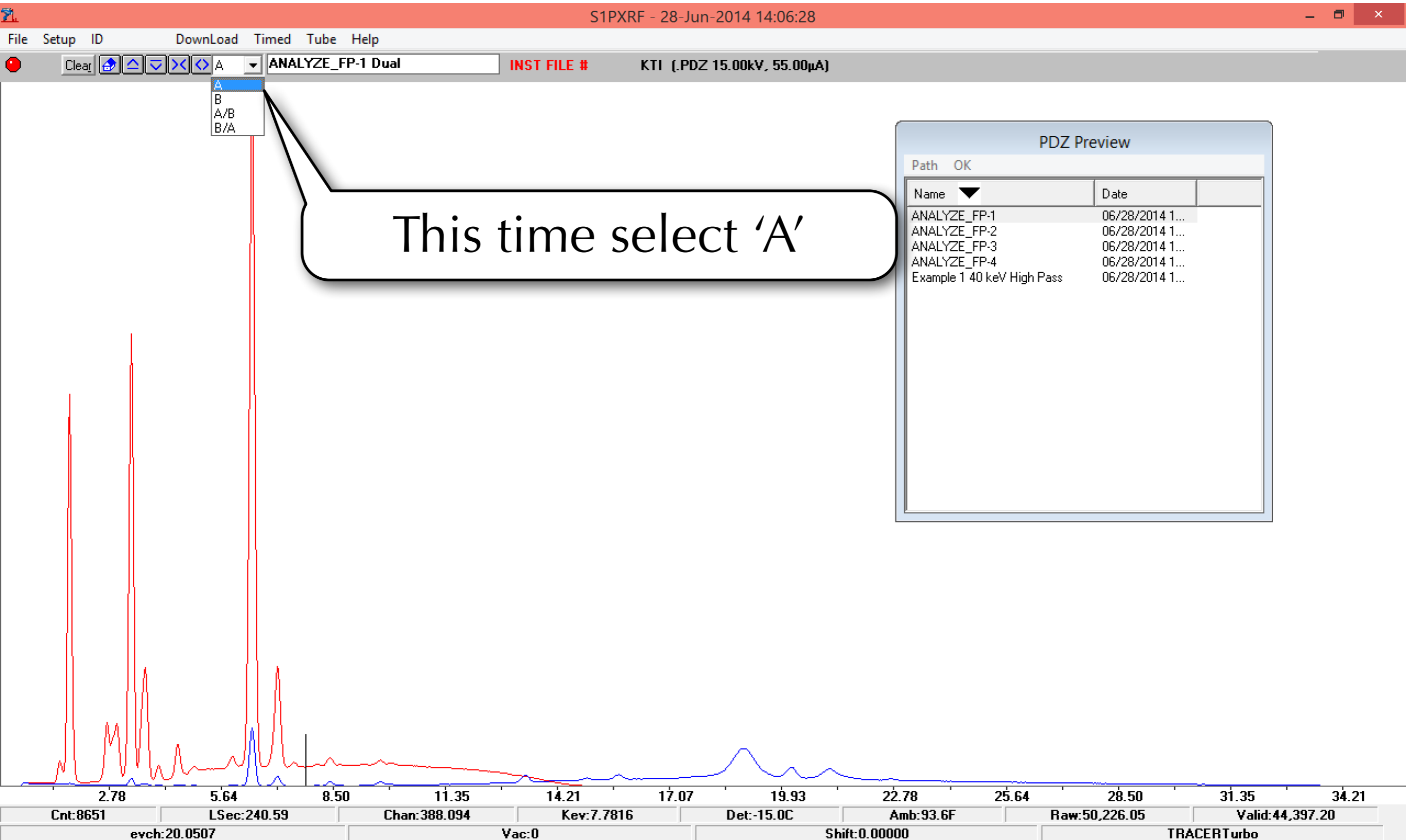
And you have a new spectrum in your list



# Splitting Spectra



# Splitting Spectra





# Splitting Spectra

The image shows a Windows 'Save File' dialog box. The title bar reads 'Save File'. The address bar shows the path 'Example Spectra'. The left sidebar contains 'Favorites' (Desktop, Downloads, Dropbox (Mac), iCloud (Mac), iCloud Photos, Recent places) and 'This PC' (Desktop, Documents, Downloads, Music, Pictures, Videos, BOOTCAMP (C:), Local Disk (D:)). The main area displays a table of files:

Name	Date modified	Type	Size
ANALYZE_FP-1.pdz	6/28/2014 1:25 PM	PDZ File	19 KB
ANALYZE_FP-2.pdz	6/28/2014 1:25 PM	PDZ File	19 KB
ANALYZE_FP-3.pdz	6/28/2014 1:25 PM	PDZ File	19 KB
ANALYZE_FP-4.pdz	6/28/2014 1:25 PM	PDZ File	19 KB
Example 1 40 keV High Pass.pdz	6/28/2014 2:01 PM	PDZ File	9 KB

The 'File name' field contains 'Example 1 15 keV Low Pass' and the 'Save as type' is 'PDZ data (\*.pdz)'. A callout box with a black border and white background points to the file name field, containing the text: 'Give it a name you will recognize'. The bottom of the dialog has 'Save' and 'Cancel' buttons. The Windows taskbar at the bottom shows the Start button, Internet Explorer, File Explorer, Firefox, Chrome, and a Bruker logo, along with system icons and the time '2:08 PM 6/28/2014'.

# Splitting Spectra

S1PXRF - 28-Jun-2014 14:10:54

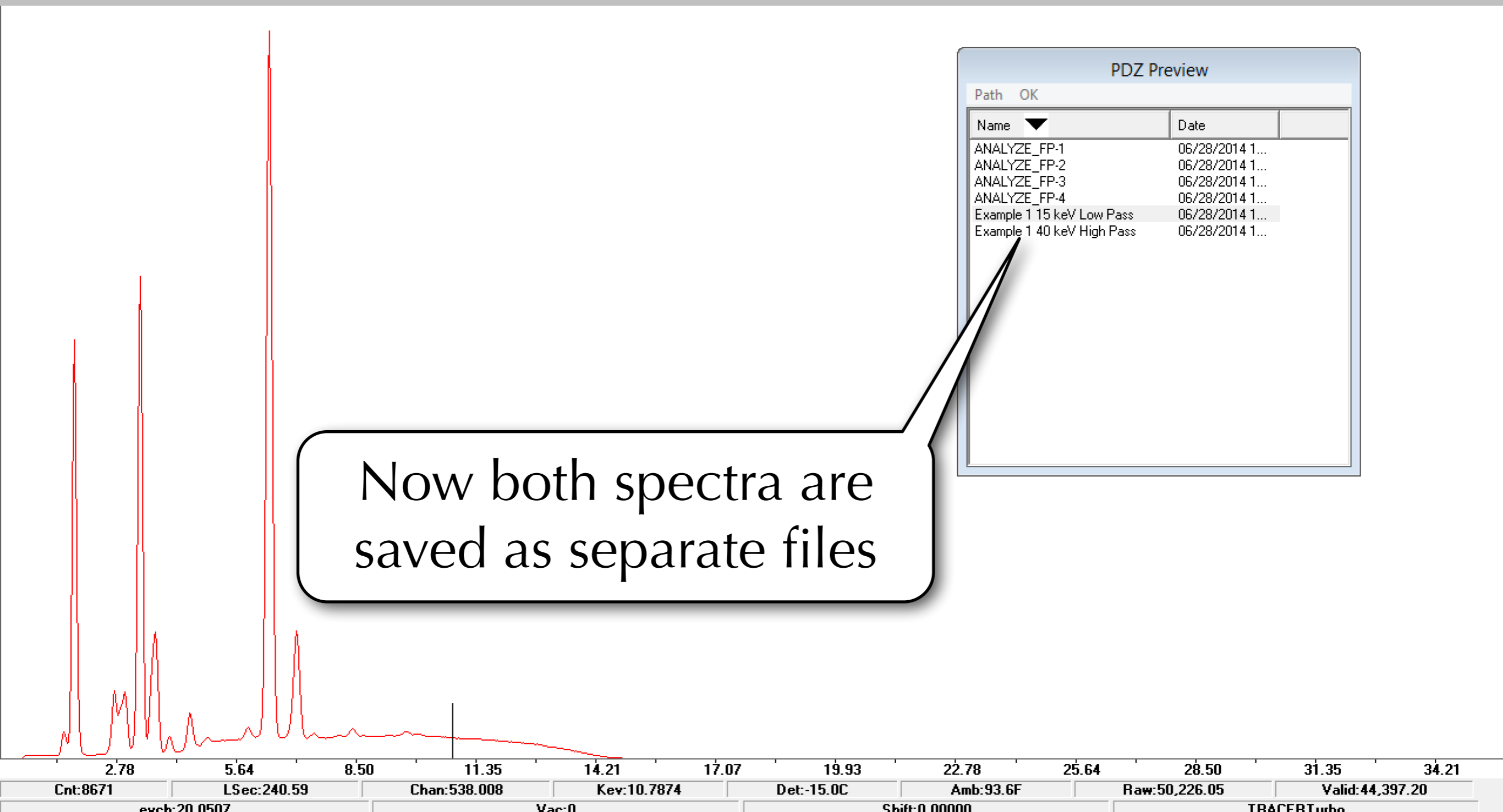
File Setup ID Download Timed Tube Help

Clear [Icons]

Example 1 15 keV Low Pass

INST FILE #

KTI (.PDZ 15.00kV, 55.00μA)



PDZ Preview

Name	Date
ANALYZE_FP-1	06/28/2014 1...
ANALYZE_FP-2	06/28/2014 1...
ANALYZE_FP-3	06/28/2014 1...
ANALYZE_FP-4	06/28/2014 1...
Example 1 15 keV Low Pass	06/28/2014 1...
Example 1 40 keV High Pass	06/28/2014 1...

Now both spectra are saved as separate files

# Splitting Spectra

The screenshot shows a Windows 8.1 desktop with a file explorer window titled "Example Spectra". The window displays a list of files in the "Example Spectra" folder. A callout box points to the folder name in the address bar, indicating that the user can confirm the location by going back to the original folder.

Name	Date modified	Type	Size
ANALYZE_FP-1.pdz	6/28/2014 1:25 PM	PDZ File	19 KB
ANALYZE_FP-2.pdz	6/28/2014 1:25 PM	PDZ File	19 KB
ANALYZE_FP-3.pdz	6/28/2014 1:25 PM	PDZ File	19 KB
ANALYZE_FP-4.pdz	6/28/2014 1:25 PM	PDZ File	19 KB
Example 1 15 keV Low Pass.pdz	6/28/2014 2:09 PM	PDZ File	9 KB
Example 1 40 keV High Pass.pdz	6/28/2014 2:01 PM	PDZ File	9 KB

We can confirm this by going back to the original folder